



Official ASBK Test

Phillip Island GP Circuit

February 2 & 3



ASBK.COM.AU f t i y

SUPERSPORT Practice 7

Date: 03/02/19
Event: P28
Weather: Sunny - Temp: 25.3C
Track: Dry - Temp: 55.0C

Started at: 14:25:18
Laps: 25 Min
Starters:
Printed at: 14:53

CLASSIFICATION

Pos	No	Name	Machine	Fastest Lap	On Lap	Behind Prev	Behind Leader	Top Speed
1	7	Tom TOPARIS (NSW) / Landbridge Yamaha / YRT / Leda Nutrition / Ganter Constructions	Yamaha YZF-R6	1:37.212	10 of 11			249
2	27	Nicholas LIMINTON (SA) / Yamaha Motor Aust. / Race Bike Services / Ohlins / Maxima Oils	Yamaha YZF-R6	1:37.891	10 of 12	.679	.679	244
3	68	Oli BAYLISS (QLD)	Yamaha YZF-R6	1:37.978	2 of 8	.087	.766	245
4	33	Reid BATTYE (NSW) / Suzuki / RidelineRoadbikeshop / Link international / AGV / Macna / TCX	Suzuki GSX-R	1:38.204	9 of 12	.226	.992	247
5	17	Broc PEARSON (QLD)	Yamaha YZF-R6	1:38.488	4 of 9	.284	1.276	251
6	54	Sam LAMBERT (NT) / Mv Agusta Aus-NZ / Fuchs Silkolene / Bridgestone / Ride Dynamics	MV Agusta F3	1:39.107	6 of 14	.619	1.895	245
7	46	Aidan HAYES (NSW) / Hayes Johnston Pty Ltd Chartered Accountants	Yamaha YZF-R6	1:39.439	8 of 14	.332	2.227	250
8	96	Luke MITCHELL (NSW) / JNL Racing / YRD	Yamaha YZF-R6	1:39.859	6 of 12	.420	2.647	243
9	61	Rhys BELLING (VIC) / LXI Racing / YRD / Yamaha / The Grinning Dingo / AARK Susp. & Tuning	Yamaha YZF-R6	1:40.244	12 of 13	.385	3.032	243
10	85	Ty LYNCH (SA) / Australian Outdoor Living / A-Plus Diesel / Adelaide M-cycle Recovery	Yamaha YZF-R6	1:40.356	4 of 8	.112	3.144	242
11	39	Scott NICHOLSON (VIC) / Traction Control Motorsport	Suzuki GSX-R	1:40.646	8 of 14	.290	3.434	244
12	82	Chris QUINN (NSW) / Coopers Dry / The Channon Tavern	Yamaha YZF-R6	1:40.753	7 of 11	.107	3.541	239
13	52	Ryan TAYLOR (VIC) / Arden Homes / Pablos' M-cycle Tyres / YRD / RTR	Yamaha YZF-R6	1:40.903	4 of 9	.150	3.691	

Current best lap for SS class - 1:35.295 by Tom TOPARIS (NSW) on a Yamaha YZF-R6 set on 03/02/19



Scott Laing
Chief Time Keeper - Scott Laing

Clerk of Course - Simon Maas

Computime Race Timing Systems Pty Ltd © 1996
Licensed to Computime Race Timing Systems

www.computime.com.au

COMPUTIME RACE TIMING SYSTEMS PTY LTD





2019 Official ASBK Test

Phillip Island GP Circuit

February 2 & 3



ASBK.COM.AU f t i y

SUPERSPORT Practice 7

Date: 03/02/19
Event: P28
Weather: Sunny - Temp: 25.3C
Track: Dry - Temp: 55.0C


Started at: 14:25:18
Laps: 25 Min
Starters:
Printed at: 14:53

LAP TIMES

No	Name	Lap 1	Lap 2	Lap 3	Lap 4	Lap 5	Lap 6	Lap 7	Lap 8	Lap 9	Lap 10
7	Tom TOPARIS (NSW)	2:08.064	1:38.803	1:37.947	1:37.947	1:38.981	7:03.186	1:59.356	1:40.265	1:38.098	<u>1:37.212</u>
		10	1:37.526								
17	Broc PEARSON (QLD)	2:35.926	2:12.357	1:38.628	<u>1:38.488</u>	1:38.877	9:18.746	2:16.385	1:50.265	1:39.247	
27	Nicholas LIMINTON (SA)	1:52.498	2:06.105	1:39.690	1:38.589	1:38.240	6:07.544	2:01.851	1:39.527	1:37.973	<u>1:37.891</u>
		10	1:38.189	1:38.123							
33	Reid BATTYE (NSW)	1:53.942	1:40.544	1:39.579	1:39.143	1:38.912	5:09.512	1:59.662	1:48.776	<u>1:38.204</u>	1:38.511
		10	1:45.274	1:38.543							
39	Scott NICHOLSON (VIC)	1:55.920	3:16.258	1:47.768	1:41.777	1:41.587	1:41.101	1:40.676	<u>1:40.646</u>	1:41.198	1:40.966
		10	1:41.213	1:41.048	1:40.824	1:41.114					
46	Aidan HAYES (NSW)	2:03.497	1:45.668	1:40.730	1:40.166	1:39.612	1:39.823	1:39.854	<u>1:39.439</u>	1:42.026	1:49.306
		10	1:40.273	1:54.433	1:39.811	1:39.688					
52	Ryan TAYLOR (VIC)	1:55.655	1:44.159	1:41.511	<u>1:40.903</u>	1:41.079	1:41.366	1:41.545	1:41.056	3:15.832	
54	Sam LAMBERT (NT)	2:00.908	1:46.399	1:42.497	1:39.193	1:39.139	<u>1:39.107</u>	1:42.927	1:39.156	1:39.568	2:12.073
		10	1:50.145	1:40.375	1:39.442	1:39.398					
61	Rhys BELLING (VIC)	1:51.361	3:01.997	1:49.963	1:41.552	1:40.872	1:41.128	1:40.249	1:41.303	1:41.248	1:41.346
		10	1:41.286	<u>1:40.244</u>	1:40.753						
68	Oli BAYLISS (QLD)	1:57.103	<u>1:37.978</u>	1:40.157	1:53.766	4:45.112	1:50.110	1:42.109	1:38.144		
82	Chris QUINN (NSW)	2:00.551	1:42.402	1:41.396	3:14.662	2:03.942	1:44.384	<u>1:40.753</u>	4:31.197	1:56.032	1:42.254
		10	1:53.496								
85	Ty LYNCH (SA)	1:49.402	1:55.029	1:40.854	<u>1:40.356</u>	5:13.280	1:52.244	5:25.500	1:53.399		
96	Luke MITCHELL (NSW)	1:57.376	1:42.736	1:40.348	4:01.562	1:51.292	<u>1:39.859</u>	1:40.108	1:40.276	3:42.013	1:56.042
		10	1:40.164	1:39.991							

Scott Laing
Chief Time Keeper - Scott Laing

.....
Clerk of Course - Simon Maas



Computime Race Timing Systems Pty Ltd © 1996
Licensed to Computime Race Timing Systems
www.computime.com.au

COMPUTIME RACE TIMING SYSTEMS PTY LTD



2019

Official ASBK Test

Phillip Island GP Circuit

February 2 & 3



ASBK.COM.AU f t i y

SUPERSPORT Practice 7

Date: 03/02/19
Event: P28
Weather: Sunny - Temp: 25.3C
Track: Dry - Temp: 55.0C



Started at: 14:25:18
Laps: 25 Min
Starters:
Printed at: 14:53

SPLIT TIMES

Lap	Split 1	Split 2	Split 3	Split 4	Lap Time	Spd	Lap	Split 1	Split 2	Split 3	Split 4	Lap Time	Spd
7 Tom TOPARIS (NSW) (1st)							5	23.823	28.575	18.622	27.892	1:38.912	
1	49.244	30.631	19.311	28.878	2:08.064 P		6	25.533	30.608	20.295	3:53.076	5:09.512	
2	24.040	28.445	18.649	27.669	1:38.803		7	39.153	32.434	19.163	28.912	1:59.662 P	
3	23.781	28.217	18.492	27.457	1:37.947		8	23.843	38.152	18.872	27.909	1:48.776	240
4	23.696	28.244	18.579	27.428	1:37.947		9	23.684	28.317	18.477	27.726	1:38.204	241
5	23.908	28.805	18.678	27.590	1:38.981		10	23.681	28.547	18.575	27.708	1:38.511	242
6	24.458	30.223	19.313	5:49.192	7:03.186		11	24.275	34.378	18.847	27.774	1:45.274	242
7	35.813	33.463	20.405	29.675	1:59.356 P		12	23.619	28.718	18.536	27.670	1:38.543	247
8	24.632	29.227	18.609	27.797	1:40.265	244	39 Scott NICHOLSON (VIC) (11th)						
9	23.401	28.695	18.374	27.628	1:38.098	248	1	33.611	31.604	20.202	30.503	1:55.920 P	
10	23.527	28.084	18.391	27.210	1:37.212	247	2	25.367	30.564	19.892	2:00.435	3:16.258	
11	23.496	28.184	18.503	27.343	1:37.526	249	3	29.963	29.929	19.421	28.455	1:47.768 P	
17 Broc PEARSON (QLD) (5th)							4	24.530	29.611	19.246	28.390	1:41.777	
1	42.790	54.167	24.965	34.004	2:35.926 P		5	24.363	29.496	19.187	28.541	1:41.587	
2	29.504	47.006	26.963	28.884	2:12.357		6	24.411	29.522	19.133	28.035	1:41.101	
3	23.879	28.564	18.522	27.663	1:38.628		7	24.223	29.275	18.980	28.198	1:40.676	
4	23.722	28.566	18.547	27.653	1:38.488		8	24.348	29.275	19.016	28.007	1:40.646	
5	23.748	28.452	18.733	27.944	1:38.877		9	24.748	29.256	18.993	28.201	1:41.198	
6	24.912	32.460	23.015	7:58.359	9:18.746		10	24.350	29.152	19.162	28.302	1:40.966	244
7	36.934	52.130	19.124	28.197	2:16.385 P		11	24.399	29.428	19.198	28.188	1:41.213	243
8	24.008	28.883	23.332	34.042	1:50.265	251	12	24.377	29.375	19.118	28.178	1:41.048	244
9	23.942	28.618	18.668	28.019	1:39.247	251	13	24.438	29.245	19.034	28.107	1:40.824	244
27 Nicholas LIMINTON (SA) (2nd)							14	24.514	29.338	19.107	28.155	1:41.114	242
1	33.866	30.811	19.373	28.448	1:52.498 P		46 Aidan HAYES (NSW) (7th)						
2	24.493	53.775	19.925	27.912	2:06.105		1	35.355	34.726	21.250	32.166	2:03.497 P	
3	23.926	29.344	18.617	27.803	1:39.690		2	26.105	30.648	20.018	28.897	1:45.668	
4	23.700	28.770	18.520	27.599	1:38.589		3	24.264	29.093	19.199	28.174	1:40.730	
5	23.621	28.583	18.448	27.588	1:38.240		4	24.202	28.996	18.941	28.027	1:40.166	
6	25.047	39.475	19.325	4:43.697	6:07.544		5	23.854	28.735	18.858	28.165	1:39.612	
7	33.524	40.808	19.496	28.023	2:01.851 P		6	23.828	29.008	19.017	27.970	1:39.823	
8	23.858	28.536	18.588	28.545	1:39.527	241	7	23.846	29.119	18.847	28.042	1:39.854	
9	23.638	28.353	18.396	27.586	1:37.973	244	8	23.845	28.994	18.816	27.784	1:39.439	
10	23.479	28.392	18.414	27.606	1:37.891	243	9	23.781	29.108	18.710	30.427	1:42.026	
11	23.555	28.438	18.414	27.782	1:38.189	243	10	23.722	29.795	21.526	34.263	1:49.306	246
12	23.583	28.380	18.430	27.730	1:38.123	243	11	23.965	29.196	18.961	28.151	1:40.273	245
33 Reid BATTYE (NSW) (4th)							12	23.956	40.979	21.263	28.235	1:54.433	246
1	34.298	31.068	19.771	28.805	1:53.942 P		13	23.915	28.908	18.944	28.044	1:39.811	250
2	24.432	29.067	18.888	28.157	1:40.544		14	24.012	28.936	18.718	28.022	1:39.688	245
3	24.161	28.816	18.734	27.868	1:39.579		52 Ryan TAYLOR (VIC) (13th)						
4	23.754	28.641	18.730	28.018	1:39.143		1	33.547	32.972	20.127	29.009	1:55.655 P	

Scott Laing
Chief Time Keeper - Scott Laing

Clerk of Course - Simon Maas



Computime Race Timing Systems Pty Ltd © 1996
Licensed to Computime Race Timing Systems
www.computime.com.au

COMPUTIME RACE TIMING SYSTEMS PTY LTD



2019

Official ASBK Test

Phillip Island GP Circuit

February 2 & 3



ASBK.COM.AU f t i y

SUPERSPORT Practice 7

Date: 03/02/19
Event: P28
Weather: Sunny - Temp: 25.3C
Track: Dry - Temp: 55.0C


Started at: 14:25:18
Laps: 25 Min
Starters:
Printed at: 14:53

SPLIT TIMES

Lap	Split 1	Split 2	Split 3	Split 4	Lap Time	Spd	Lap	Split 1	Split 2	Split 3	Split 4	Lap Time	Spd	
2	26.037	29.905	19.669	28.548	1:44.159		3	<u>23.584</u>	<u>28.174</u>	18.505	29.894	1:40.157		
3	24.464	29.254	19.216	28.577	1:41.511		4	32.436	34.641	18.667	28.022	1:53.766		
4	24.358	29.048	<u>18.989</u>	28.508	<u>1:40.903</u>		5	23.714	29.320	18.980	3:33.098	4:45.112		
5	24.364	29.221	19.145	<u>28.349</u>	1:41.079		6	33.630	29.992	18.705	27.783	1:50.110 P		
6	24.408	29.229	19.265	28.464	1:41.366		7	23.917	31.640	18.761	27.791	1:42.109	241	
7	24.380	29.277	19.180	28.708	1:41.545		8	23.881	28.494	<u>18.497</u>	<u>27.272</u>	1:38.144	240	
8	24.369	29.072	19.184	28.431	1:41.056		82 Chris QUINN (NSW) (12th)							
9	24.447	<u>28.918</u>	19.687	2:02.780	3:15.832		1	36.649	34.526	19.889	29.487	2:00.551 P		
54 Sam LAMBERT (NT) (6th)							2	24.721	29.966	19.220	28.495	1:42.402		
1	34.985	32.733	20.934	32.256	2:00.908 P		3	24.471	29.344	19.159	28.422	1:41.396		
2	28.494	30.116	19.557	28.232	1:46.399		4	24.368	32.188	19.725	1:58.381	3:14.662		
3	24.120	29.079	21.173	28.125	1:42.497		5	35.663	35.466	24.033	28.780	2:03.942 P		
4	23.703	28.773	18.900	27.817	1:39.193		6	24.318	32.555	19.171	28.340	1:44.384		
5	<u>23.635</u>	28.778	18.803	27.923	1:39.139		7	<u>24.262</u>	29.243	19.040	<u>28.208</u>	<u>1:40.753</u>		
6	23.651	<u>28.707</u>	18.779	27.970	<u>1:39.107</u>		8	24.356	49.881	23.522	2:53.438	4:31.197		
7	23.915	32.135	18.844	28.033	1:42.927		9	36.712	31.502	19.294	28.524	1:56.032 P		
8	23.714	28.783	18.836	27.823	1:39.156		10	24.429	<u>29.067</u>	<u>19.002</u>	29.756	1:42.254	239	
9	23.750	28.946	18.727	28.145	1:39.568		11	24.303	41.314	19.329	28.550	1:53.496	239	
10	23.795	30.356	22.236	55.686	2:12.073	244	85 Ty LYNCH (SA) (10th)							
11	34.048	29.264	18.829	28.004	1:50.145 P		1	32.235	29.523	19.159	28.485	1:49.402 P		
12	23.736	29.595	18.849	28.195	1:40.375	245	2	24.415	42.818	19.426	28.370	1:55.029		
13	23.781	28.772	18.720	28.169	1:39.442	244	3	24.372	29.025	19.261	28.196	1:40.854		
14	23.901	29.152	<u>18.565</u>	<u>27.780</u>	1:39.398	241	4	24.250	<u>28.924</u>	<u>19.036</u>	28.146	<u>1:40.356</u>		
61 Rhys BELLING (VIC) (9th)							5	31.777	31.744	19.833	3:49.926	5:13.280		
1	33.494	29.680	19.215	28.972	1:51.361 P		6	33.153	31.873	19.106	<u>28.112</u>	1:52.244 P		
2	25.676	29.472	19.449	1:47.400	3:01.997		7	<u>24.108</u>	32.831	20.020	4:08.541	5:25.500		
3	33.192	29.195	19.347	28.229	1:49.963 P		8	31.487	32.697	20.864	28.351	1:53.399 P		
4	24.456	29.516	19.155	28.425	1:41.552		96 Luke MITCHELL (NSW) (8th)							
5	24.644	28.865	19.175	28.188	1:40.872		1	33.923	32.524	20.821	30.108	1:57.376 P		
6	24.774	29.233	19.061	28.060	1:41.128		2	26.031	29.476	19.035	28.194	1:42.736		
7	<u>24.219</u>	<u>28.779</u>	18.985	28.266	1:40.249		3	24.449	28.751	18.991	28.157	1:40.348		
8	24.605	29.139	19.000	28.559	1:41.303		4	29.247	34.184	21.139	2:36.992	4:01.562		
9	24.678	28.993	19.181	28.396	1:41.248	231	5	32.507	30.453	19.767	28.565	1:51.292 P		
10	24.319	29.469	19.169	28.389	1:41.346	243	6	24.127	<u>28.745</u>	<u>18.888</u>	<u>28.099</u>	<u>1:39.859</u>		
11	24.469	29.081	19.066	28.670	1:41.286	240	7	24.122	28.837	18.977	28.172	1:40.108		
12	24.390	28.968	<u>18.936</u>	<u>27.950</u>	<u>1:40.244</u>	235	8	<u>24.051</u>	28.898	19.063	28.264	1:40.276		
13	24.554	28.981	19.086	28.132	1:40.753	238	9	26.253	34.833	22.151	2:18.776	3:42.013	232	
68 Oli BAYLISS (QLD) (3rd)							10	35.154	31.323	20.193	29.372	1:56.042 P		
1	41.093	29.469	18.873	27.668	1:57.103 P		11	24.205	28.833	18.973	28.153	1:40.164	243	
2	23.932	28.254	18.506	27.286	<u>1:37.978</u>		12	24.053	28.797	19.008	28.133	1:39.991	242	

Scott Laing
Chief Time Keeper - Scott Laing

Clerk of Course - Simon Maas



Computime Race Timing Systems Pty Ltd © 1996
Licensed to Computime Race Timing Systems
www.computime.com.au

COMPUTIME RACE TIMING SYSTEMS PTY LTD



2019
Official ASBK Test
Phillip Island GP Circuit
February 2 & 3



ASBK.COM.AU f t i y

SUPERSPORT
Practice 7

Date: 03/02/19
 Event: P28
 Weather: Sunny - Temp: 25.3C
 Track: Dry - Temp: 55.0C

Started at: 14:25:18
 Laps: 25 Min
 Starters:
 Printed at: 14:53

FASTEST LAPS SEQUENCE

Race Time	No	Name	Machine	Fastest Lap	On Lap
2:01.289	39	Scott NICHOLSON (VIC)	Suzuki GSX-R	1:55.920	1
2:09.708	85	Ty LYNCH (SA)	Yamaha YZF-R6	1:49.402	1
4:42.440	96	Luke MITCHELL (NSW)	Yamaha YZF-R6	1:42.736	2
4:47.537	82	Chris QUINN (NSW)	Yamaha YZF-R6	1:42.402	2
4:50.957	33	Reid BATTYE (NSW)	Suzuki GSX-R	1:40.544	2
5:17.766	7	Tom TOPARIS (NSW)	Yamaha YZF-R6	1:38.803	2
6:49.924	17	Broc PEARSON (QLD)	Yamaha YZF-R6	1:38.628	3
6:55.713	7	Tom TOPARIS (NSW)	Yamaha YZF-R6	1:37.947	3
23:10.320	27	Nicholas LIMINTON (SA)	Yamaha YZF-R6	1:37.891	10
24:10.758	7	Tom TOPARIS (NSW)	Yamaha YZF-R6	1:37.212	10



Scott Laing
 Chief Time Keeper - Scott Laing

Clerk of Course - Simon Maas

Computime Race Timing Systems Pty Ltd © 1996
 Licensed to Computime Race Timing Systems

www.computime.com.au

COMPUTIME RACE TIMING SYSTEMS PTY LTD





Official ASBK Test

Phillip Island GP Circuit

February 2 & 3



ASBK.COM.AU [f](#) [t](#) [i](#) [y](#)

SUPERSPORT Practice 7

Date: 03/02/19
 Event: P28
 Weather: Sunny - Temp: 25.3C
 Track: Dry - Temp: 55.0C

Started at: 14:25:18
 Laps: 25 Min
 Starters:
 Printed at: 14:53

BEST PARTIAL TIMES

Pos	Split 1		Split 2		Split 3		Split 4		LAP		Ideal	Fastest
	Name	Time	Name	Time	Name	Time	Name	Time	Name	Time		
1	T. TOPARIS	23.401	T. TOPARIS	28.084	T. TOPARIS	18.374	T. TOPARIS	27.210	T. TOPARIS	1:37.069	1:37.212	
2	N. LIMINTON	23.479	O. BAYLISS	28.174	N. LIMINTON	18.396	O. BAYLISS	27.272	O. BAYLISS	1:37.527	1:37.978	
3	O. BAYLISS	23.584	R. BATTYE	28.317	R. BATTYE	18.477	N. LIMINTON	27.586	N. LIMINTON	1:37.814	1:37.891	
4	R. BATTYE	23.619	N. LIMINTON	28.353	O. BAYLISS	18.497	B. PEARSON	27.653	R. BATTYE	1:38.083	1:38.204	
5	S. LAMBERT	23.635	B. PEARSON	28.452	B. PEARSON	18.522	R. BATTYE	27.670	B. PEARSON	1:38.349	1:38.488	
6	B. PEARSON	23.722	S. LAMBERT	28.707	S. LAMBERT	18.565	S. LAMBERT	27.780	S. LAMBERT	1:38.687	1:39.107	
7	A. HAYES	23.722	A. HAYES	28.735	A. HAYES	18.710	A. HAYES	27.784	A. HAYES	1:38.951	1:39.439	
8	L. MITCHELL	24.051	L. MITCHELL	28.745	L. MITCHELL	18.888	R. BELLING	27.950	L. MITCHELL	1:39.783	1:39.859	
9	T. LYNCH	24.108	R. BELLING	28.779	R. BELLING	18.936	S. NICHOLSO	28.007	R. BELLING	1:39.884	1:40.244	
10	R. BELLING	24.219	R. TAYLOR	28.918	S. NICHOLSO	18.980	L. MITCHELL	28.099	T. LYNCH	1:40.180	1:40.356	
11	S. NICHOLSO	24.223	T. LYNCH	28.924	R. TAYLOR	18.989	T. LYNCH	28.112	S. NICHOLSO	1:40.362	1:40.646	
12	C. QUINN	24.262	C. QUINN	29.067	C. QUINN	19.002	C. QUINN	28.208	C. QUINN	1:40.539	1:40.753	
13	R. TAYLOR	24.358	S. NICHOLSO	29.152	T. LYNCH	19.036	R. TAYLOR	28.349	R. TAYLOR	1:40.614	1:40.903	

Scott Laing

Chief Time Keeper - Scott Laing

Clerk of Course - Simon Maas

Computime Race Timing Systems Pty Ltd © 1996
 Licensed to Computime Race Timing Systems

www.computime.com.au

COMPUTIME RACE TIMING SYSTEMS PTY LTD

